


WELCOME!

Lake Ridge Kindergarten





Mrs. Ashley Adams  
Mrs. Sara Overbay  
Mrs. April Teilhet  
Ms. Erin Watts  
Ms. Brandy Williams



Meet the  
Grade Level  
Teachers!





[geisela@jcschools.org](mailto:geisela@jcschools.org)  
[overbays@jcschools.org](mailto:overbays@jcschools.org)  
[teilheta@jcschools.org](mailto:teilheta@jcschools.org)  
[wattse1@jcschools.org](mailto:wattse1@jcschools.org)  
[waddellb@jcschools.org](mailto:waddellb@jcschools.org)

School #: 423-610-6030



Communication

A decorative banner with colorful triangles (pink, blue, orange, green, yellow, red) is strung across the top of a white rectangular area. The background is a yellow and white chevron pattern. The white area is framed by a dark blue border with a scalloped edge.


Lake Ridge folder

- communication tool
  - check daily
  - return each day

A light blue apple with a brown stem and a green leaf is positioned in the bottom right corner. The apple has a pattern of small white dots.


Planners &  
Take-Home  
Folders



- 
- A decorative banner with colorful triangles (pink, blue, orange, green, yellow, red) hanging across the top of the page.
- Arrival: The first bell rings at 8:05. School begins at 8:15. If your child needs to arrive before, they need to report to the gym between 7:45-8:05.
- Dismissal: The school dismisses at 3:15, however kindergarten will be dismissing at 3:05.

A large teal apple with white polka dots, a green leaf, and a brown stem, positioned in the bottom right corner of the page.

Procedures

- 
- Absences: Please call or send an email to report any absences.
  - Change in transportation: Send a note or email to report any change in transportation.
  - Money: All money should be placed in an envelope, labeled with your child's name and teacher's name.
  - Medication: Medicine which needs to be taken during school hours should be signed in and kept in the clinic.



Procedures






## Lunch

- Adams: 11:50- 12:20
- Overbay and Watts:  
11:55-12:25
- Teilhet and Williams:  
12:00-12:30



Lunch Times  
and  
Schedule

A decorative banner with colorful triangles (pink, blue, orange, green, yellow, red) is strung across the top of the page. The background features a green and white chevron pattern. A dark blue scalloped border frames the central text area.


Your child will be  
attending the  
following related arts  
classes weekly:

- Library
- Spanish
- PE
- Art
- Music

A large red apple with white polka dots and a green leaf is positioned in the bottom right corner of the page.

Special  
Classes





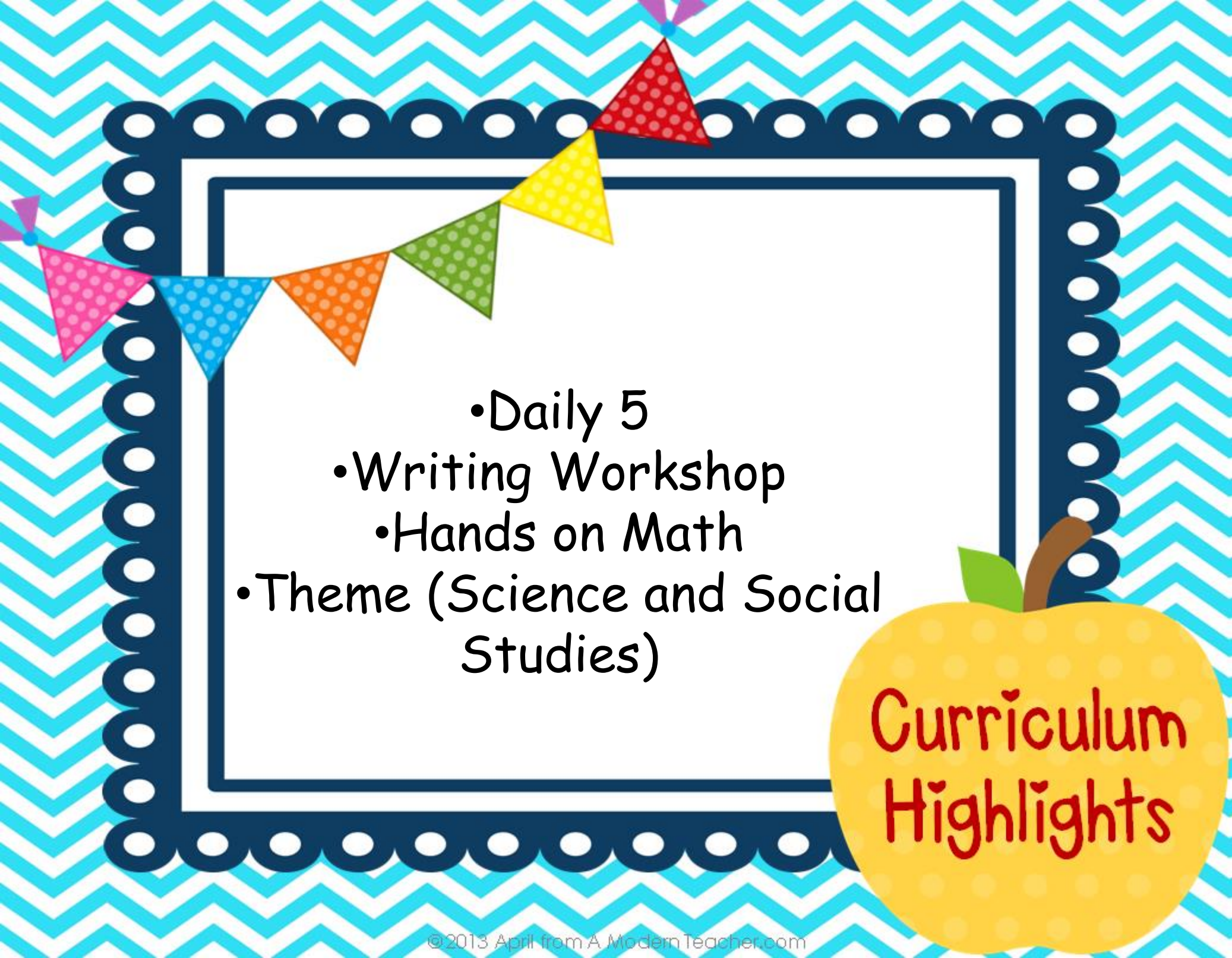
•Monthly snack calendar- Each child will rotate throughout the year bringing snack for the entire class.

•Birthdays- We would like to celebrate your child's birthday. You are welcome to send in a special birthday treat on your child's birthday.

Water bottles- Your child is welcome to bring a water bottle each day.




Daily snack  
and  
birthdays

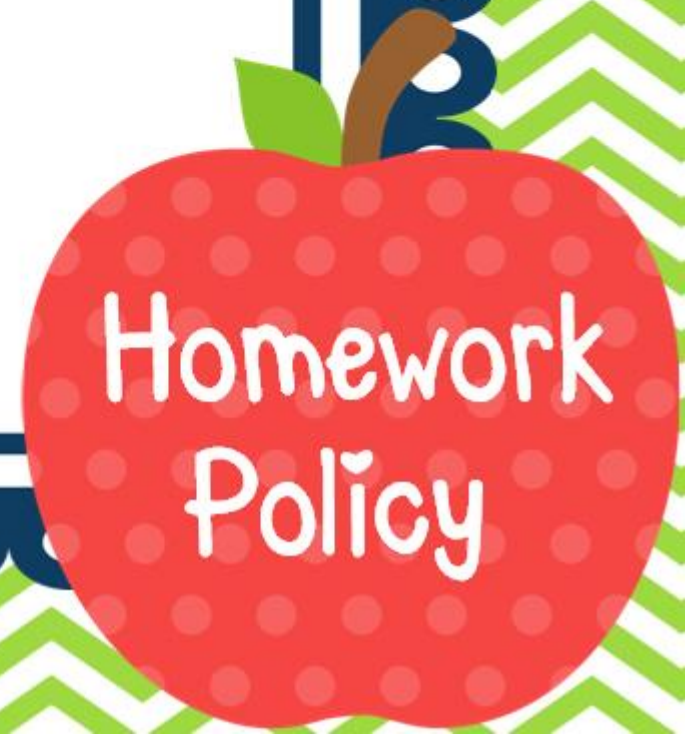
- 
- Daily 5
  - Writing Workshop
  - Hands on Math
  - Theme (Science and Social Studies)




Curriculum  
Highlights



- 
- A decorative banner with colorful triangles (pink, blue, orange, green, yellow, red) hangs across the top of the page. The background features a green and white chevron pattern. A dark blue scalloped border frames the central white area.
- Sight Words
  - Reading
  - Family Projects
  - Book Bag Program






- 
- A decorative banner with colorful triangles (pink, blue, orange, green, yellow, red) hangs across the top of the page. The background features a yellow and white chevron pattern. A large blue scalloped border frames the central text area.
- Report Cards
  - Literacy Assessments
  - Math Assessments

A light blue apple with a green leaf and a brown stem is positioned in the bottom right corner. The apple has a pattern of small white dots.

Grading  
Policy



- 
- Positive Discipline
    - Trustworthiness
      - Truthfulness
    - Active Listening
      - No Put Downs
      - Personal Best



Behavior  
Management




Our goal is to take 3  
field trips a year.

- Fall Festival
- Explorer Expedition
- Field Day



Field  
Trips



- 
- A decorative banner with colorful triangles (pink, blue, orange, green, yellow, red) is strung across the top of the page. The background features a green and white chevron pattern. A dark blue scalloped border frames the central text area.
- Forms to return:
- Fee money
  - Transportation
  - Information about your child
  - Parent volunteer information
  - PTA forms

A large red apple with white polka dots and a green leaf is positioned in the bottom right corner of the page.

Volunteers